



RTMNU ONLINE EXAM MOBILE APP

INSTRUCTION MANUAL FOR DOWNLOADING APP

PRIMARY REQUIREMENTS FOR DOWNLOADING APP:

1. BASIC REQUIREMENTS

- Make Sure you have internet connection.
- Make sure you have sufficient space in your android mobile for downloading app.
- Make sure your phone is fully charged in order to avoid switch off during examination.
- The app runs only on android phone.

2. STEPS TO FOLLOW FOR DOWNLOADING APP:

- Click on Download App.

DOWNLOAD
EXAMINATION APP



- Once the app is downloaded, it will prompt this Message

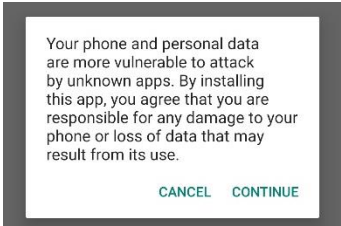
DO NOT CLICK ON OPEN



- CLOSE THIS WINDOW, AND GO TO  **DOWNLOADS FOLDER OR MY FILES FOLDER IN YOUR MOBILE PHONE.**
- Click on the link downloaded in your Mobile (apk file)



e) When you click on the Link, it will prompt "Your Phone & personal data are more vulnerable to attack by unknown apps. By installing this app, you agree that you are responsible for any damage to your phone or loss of data that may result from its use."



f) You need to click on **CONTINUE**

g) Once You click Open, it will prompt this Message "Do you want to install this application? It does not require any special access."

h) Click on **INSTALL**



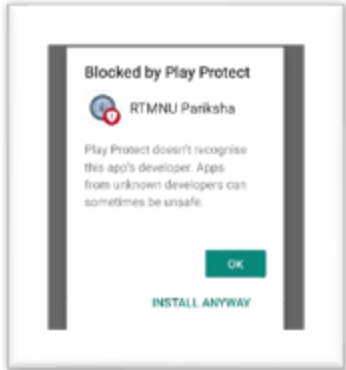
i) It will take few seconds to download

j) Then, this Window will appear

"Blocked by Play Protect-RTMNU PARIKSHA"

Play Protect doesn't recognize this app's developer. Apps from unknown developers can sometimes be unsafe."

Click on **INSTALL ANYWAY**



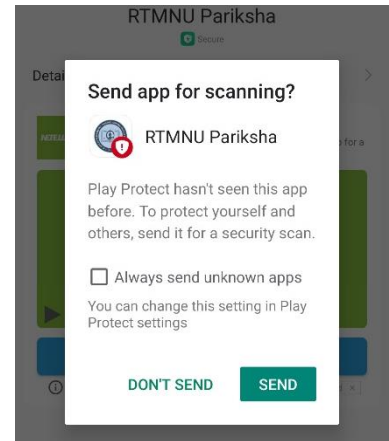
k) Then you need to click on **OPEN**



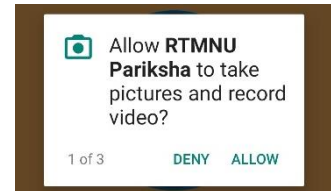


- l) Once you click on Open, this warning window may appear.

Click on

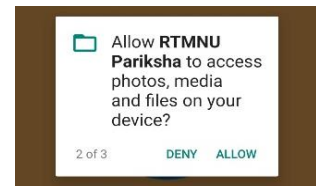


- m) It will prompt below first permission where click on **ALLOW** button, "ALLOW RTMNU PARIKSHA TO TAKE PICTURES AND RECORD VIDEO?"



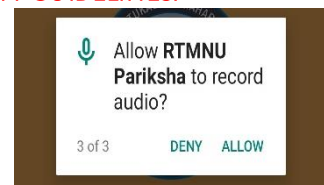
IT IS CUMPULSORY TO ALLOW THE PERMISSION AS PER UNIVERSITY GUIDELINES.

- n) It will prompt for second Permission where click on the **ALLOW** button "ALLOW RTMNU PARIKSHA TO ACCESS PHOTOS, MEDIA & FILES ON YOUR DEVICE?"



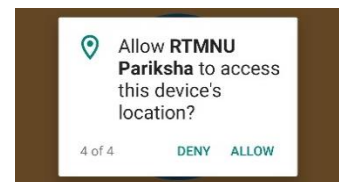
IT IS CUMPULSORY TO ALLOW THE PERMISSION AS PER UNIVERSITY GUIDELINES.

- o) It will prompt for third Permission where click on the **ALLOW** button "ALLOW RTMNU PARIKSHA TO RECORD AUDIO?"



IT IS CUMPULSORY TO ALLOW THE PERMISSION AS PER UNIVERSITY GUIDELINES

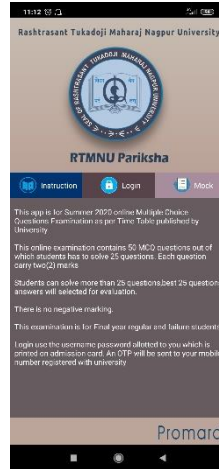
- p) It will prompt for fourth permission where click on **ALLOW** button "ALLOW RTMNU PARIKSHA TO ACCESS THIS DEVICE'S LOCATION?"



IT IS CUMPULSORY TO ALLOW THE PERMISSION AS PER UNIVERSITY GUIDELINES



q) Once you allow all permission below screen will appear.



YOU HAVE SUCCESSFULLY DOWNLOADED THE RTMNU ONLINE EXAM APP.

PLEASE REFER ONLINE EXAM INSTRUCTION MANUAL FOR FURTHER EXAMINATION PROCESS.
